

New hassle-free smart control panel for your home

The akubela HyPanel Supreme, a 12.35-inch smart home control center featuring a high-definition 2560 × 1600 resolution screen with ultra-slim bezels. Its minimalist metal exterior seamlessly integrates high-end aesthetics, delivering a visually stunning experience. Powered by Android 12, it supports various smart home control apps and achieves seamless integration between third-party apps and the original interface. It also boasts built-in sensors for temperature, humidity, gesture recognition, light, enhancing data collection and analysis capabilities. It is designed to bring whole-house smart automation, providing an outstanding user experience.

At a Glance

- 12.35 inch touchscreen with metal frame
- 2.5K(2560×1600) UHD display
- Built in with 6 channels dry contact, 8 digital inputs, RS485 port
- Multi networks supported: Wi-Fi 6, Bluetooth 5.0, ZigBee 3.0, etc.
- Built in with multiple sensors
- Android 12 OS
- Intercom, ZigBee gateway and smart home control panel in one device
- Compatible with various third-party devices and platforms



Basic Information

- Model Number: PHX1-ST
- Power Supply: 12-24VDC
- Digital Input: 8 gang, 0-5VDC
- Dry Contact Output:
 - 4 gang, 100 ~ 240VAC, rated current: 3A
 - Wire Range: 1.5 ~ 2.5mm²(15 ~ 13AWG)
 - 2 gang, 0-30VDC, rated current: 2A
 - Wire gauge: 0.08 ~ 0.5mm²(28 ~ 20AWG)
- RS485 Port: Supported
- Operation System: Android 12
- RAM/ROM: 4GB/32GB
- Wi-Fi: WiFi6, @2.4GHz/5GHz
- Bluetooth: Bluetooth 5.0
- Ethernet Port: 1xRJ45, 10/100Mbps adaptive
- ZigBee: ZigBee 3.0
- ZigBee Sub-Device Limit: 128
- Microphone: Dual microphones, -26dBFS
- Speaker: Dual speakers, 4Ω/2W
- Camera: 5-megapixel camera with privacy shutter

Appearance

- Material: Metal frame
- Screen: 12.35" multi-touch screen
- Screen Resolution: 2560×1600 pixels
- Screen Brightness: 400 cd/m²

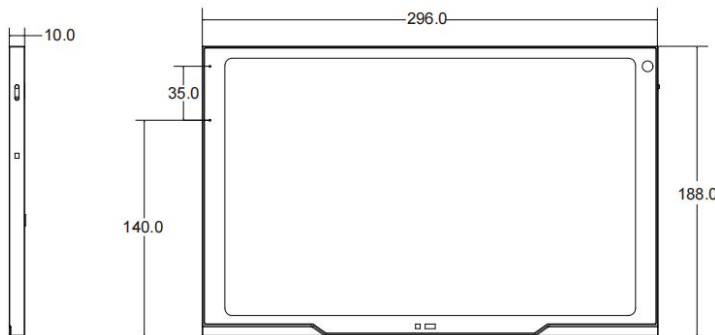
Sensors Built In

- Gesture Recognition Sensor: Support
- Proximity Sensor: 30~100cm
- Light Sensor: Low-level lux detection
- Temperature Sensor: ±1°C, range: -10°C ~ 50°C
- Humidity Sensor: ±5%, range: 10% ~ 90%RH, without condensation

Product Dimension Diagram (mm)



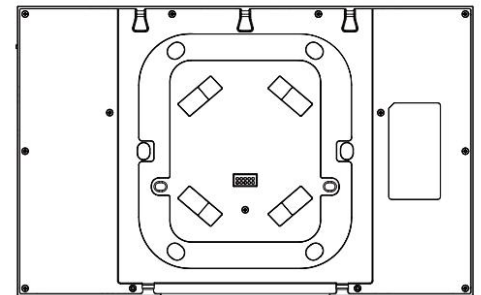
⑤ BOTTOM VIEW



① FRONT VIEW



③ LEFT VIEW



④ BACK VIEW

② RIGHT VIEW



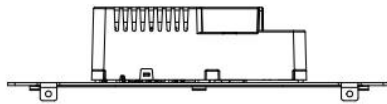
⑥ TOP VIEW

Working Environment

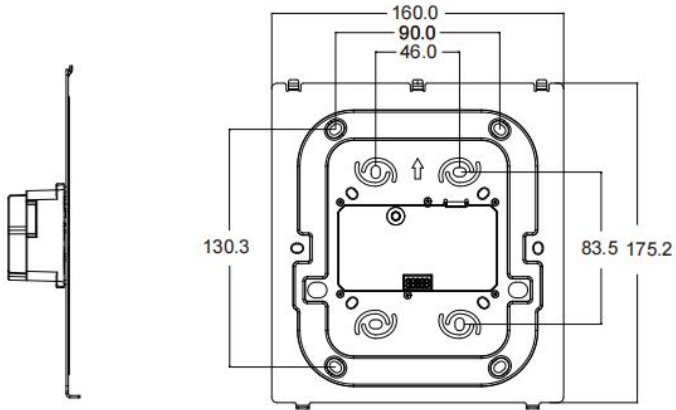
- Environment: For indoor use only
- Working Humidity: 10% ~ 90%RH, without condensation
- Working Temperature: -10°C ~ 50°C
- Storage Temperature: -20°C ~ 70°C
- IP Rating: IP20

Installation

- Installation: Wall flush mounting
- Flush Mounted Module: EU/UK/US standard

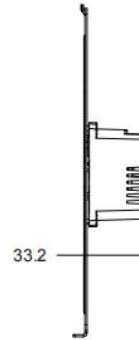


⑤ **BOTTOM VIEW**

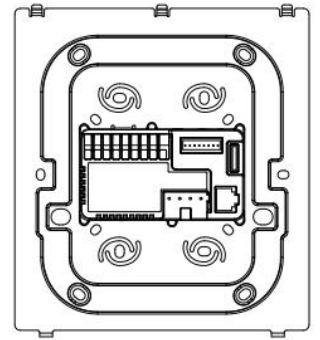


③ **LEFT VIEW**

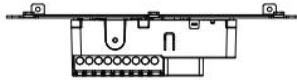
① **FRONT VIEW**



② **RIGHT VIEW**



④ **BACK VIEW**



⑥ **TOP VIEW**